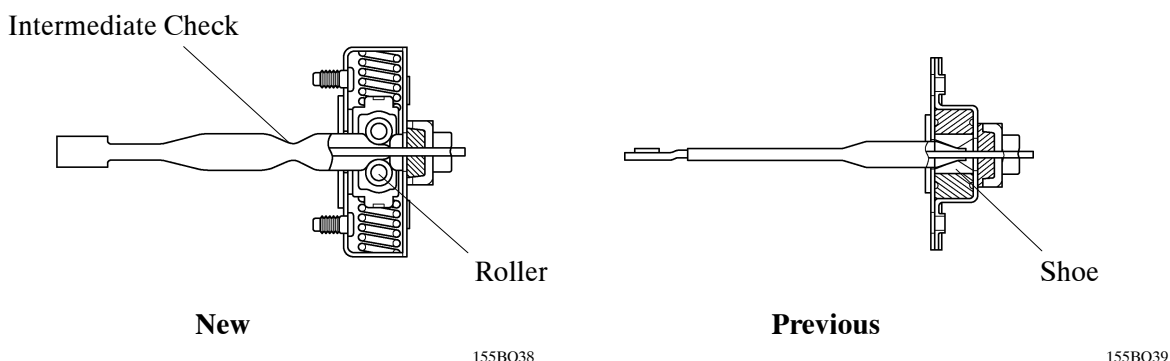


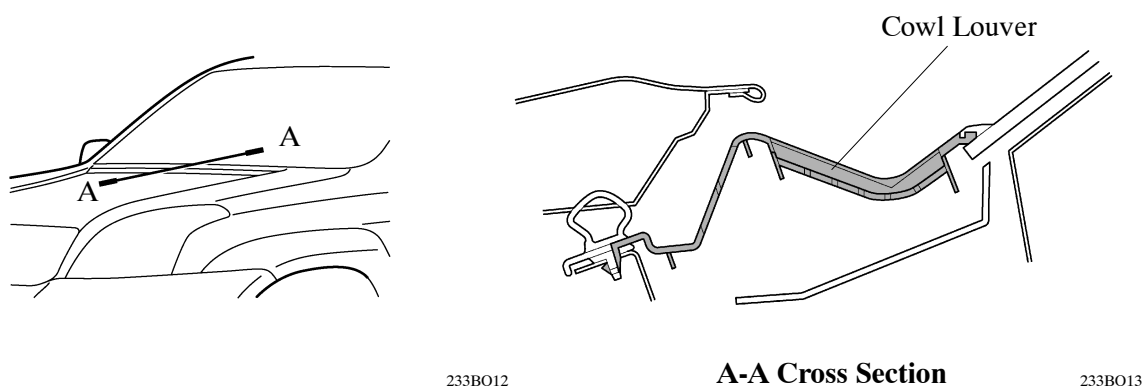
■ DOOR CHECK (FRONT AND REAR DOORS)

- The bolt-fitted type door check has been adopted. As a result, the appearance and the corrosion resistance of the area where the door check is fitted have been improved.
- The roller type door check construction has been adopted to ensure the smoother operation of the door. In addition, an intermediate check mechanism to maintain the door open at the midway point has been provided for improved convenience.



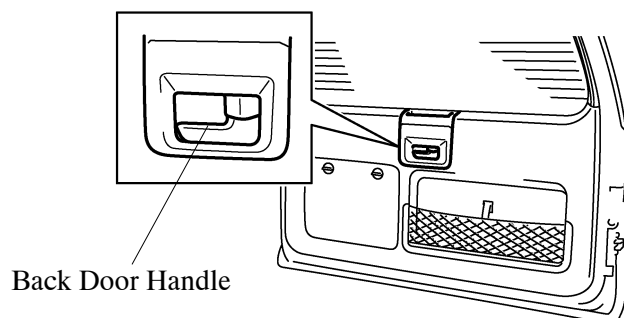
■ COWL LOUVER

A cowl louver made of plastic has been adopted to improve rust resistance and reduce weight.



■ BACK DOOR HANDLE

The back door handle is fitted to the inside of the back door. Also, an electrical power type control mechanism has been adopted for the back door lock.



233BO26